




TM

MISSISSIPPI UNIVERSITY FOR WOMEN

Academic Year 2024 Degree Tables



Office of Institutional Research and Assessment
Reneau Hall - 118
1100 College St., MUW-160
Columbus, MS 39701
662-329-8543

Mississippi University for Women

Academic Year 2024 Degree Tables

Table of Contents

Degrees Awarded

3.8	Degrees Awarded by IHL Official API: AY 2024	1
3.9	Degrees Awarded by CIP, Major/Concentration, Race/Ethnicity and Gender: AY 2024.....	2
3.10	Summary of Degrees Awarded AY 2024.....	6
3.11	History of Degrees Awarded by Program and CIP: 5 Years	7
3.12	History of Degrees Awarded by Program, CIP, & Gender: 5 Years	9
3.13	Top Bachelor and Master Degrees Awarded in the Last 5 Years: Chart.....	11
3.14	History of Degrees Awarded by Academic Level: 10 Years	12
3.15	Degrees Awarded by CIP and Major/Concentration: 5 Years.....	13
3.16	History of Degrees Awarded by Second Major: 5 Years.....	16
APPENDIX A: Endnotes.....		17

Degrees Awarded by IHL Official Academic Program Inventory (API) | Table 3.8
Academic Year 2023-2024

Associate of Science	40	Bachelor of Science (Cont.)	
513801 Nursing	40	400101 Physical Sciences	0
Bachelor of Applied Science	37	451001 Political Science	6
520201 Business Administration	31	420101 Psychology	11
512207 Public Health Education	6	512207 Public Health Education	37
Bachelor of Arts	25	510203 Speech Pathology	30
090101 Communications	3	Bachelor of Science in Nursing	312
230101 English	9	513801 Nursing	312
540101 History	4	Bachelor of University Studies	1
309999 Interdisciplinary Studies	0	240102 University Studies	1
220302 Legal Studies	1	Master of Arts	3
270101 Mathematics	0	050207 Women's Leadership	3
500901 Music	3	Master of Arts in Teaching	12
420101 Psychology	2	131205 Secondary Teacher Education	12
160905 Spanish	1	Master of Business Administration	16
500101 Theatre	2	520201 Business Administration	16
050207 Women's, Gender & Sexuality Studies	0	Master of Education	6
Bachelor of Business Administration	65	130101 Education	6
520201 Business Administration	65	Master of Fine Arts	21
Bachelor of Fine Arts	12	231302 Creative Writing	9
500101 Fine Arts	12	500506 Theatre Education	12
Bachelor of Music	1	Master of Public Health	6
500901 Music	1	512201 Public Health	6
Bachelor of Professional Studies	11	Master of Science	26
240199 Professional Studies	11	510203 Speech-Language Pathology	26
Bachelor of Science	173	Master of Science in Nursing	19
260101 Biology	18	513899 Family Nurse Clinician	19
400501 Chemistry	1	Doctor of Nursing Practice	7
090101 Communications	3	513818 Nursing Practice	7
120599 Culinary Arts	8		
190706 Early Childhood Development	1	Total Degrees Awarded	793
131202 Elementary Education	23		
190101 Family Science	4	Certificate Programs	1
309999 Interdisciplinary Studies	1	513805 Post-Graduate Advanced- Practice Registered Nurse	1
310501 Kinesiology	21		
220302 Legal Studies	6	Total Degrees/Certificates Awarded	794
270101 Mathematics	3		

Source: IHL Degree Files

**Degrees Awarded by CIP, Major/Concentration, Race/Ethnicity, and Gender | Table 3.9
Academic Year 2023-2024**

CIP	Major Description/Degree	Total	American Indian or Alaskan Native		Asian		Black/ African American		Hispanic		Multiple Race		Native Hawaiian or Pacific Islander		Non-Resident Alien		White	
			F	M	F	M	F	M	F	M	F	M	F	M	F	M	F	M
College of Arts & Sciences Total		108	2	0	0	0	27	3	0	0	0	0	0	0	2	0	48	26
050207	Women's, Gender & Sexuality Studies [BA]	0																
	Women's Leadership [MA]	3													1	0	2	0
090101	Communication [BA]	3					1	0									0	2
	Communication [BS]	3					1	0									0	2
160905	Spanish [BA]	1					1	0										
190101	Family Science [BS]	4					1	0									3	0
230101	English [BA]	0																
	English - Creative Writing [BA]	4					2	0									0	2
	English - Literature [BA]	3					1	0									2	0
	English-Teacher Certification [BA]	2															2	0
231302	Creative Writing [MFA]	9					2	0									5	2
260101	Biology [BS]	18	2	0			3	0									7	6
	Biology-Teacher Certification [BS]	0																
270101	Mathematics [BS]	2															1	1
	Mathematics-Teacher Certification [BS]	1															1	0
309999	Interdisciplinary Studies [BA]	0																
	Interdisciplinary Studies [BS]	1															1	0
400501	Chemistry [BS]	1													1	0		
420101	Psychology [BA]	2					1	0									1	0
	Psychology [BS]	11					4	1									5	1
451001	Political Science [BS]	2					1	0									0	1
	Pol Sci-NonProfit Advocacy [BS]	0																
	Pol Sci-Social Studies [BS]	4					1	0									2	1
500101	Fine Arts-Studio Art [BFA]	4					1	1									2	0

**Degrees Awarded by CIP, Major/Concentration, Race/Ethnicity, and Gender | Table 3.9
Academic Year 2023-2024**

CIP	Major Description/Degree	Total	American Indian or Alaskan Native		Asian		Black/ African American		Hispanic		Multiple Race		Native Hawaiian or Pacific Islander		Non-Resident Alien		White	
			F	M	F	M	F	M	F	M	F	M	F	M	F	M	F	M
500101 (cont.)	Fine Arts-Studio-Graphic [BFA]	8					5	1									1	1
	Theatre [BA]	1															1	0
	Theatre-Theatre Education [BA]	1															1	0
500506	Theatre Education [MFA]	12															9	3
500901	Music [BA]	0																
	Music-Composition [BA]	1					1	0										
	Music - Music Education [BM]	1					1	0										
	Music-Music Therapy [BM]	0																
	Music-Performance [BA]	2															1	1
540101	History [BA]	3															1	2
	History-Public History [BA]	1															0	1
	History-Teacher Certification [BA]	0																
College of Business & Professional Studies Total		138	0	1	0	1	40	9	0	1	1	0	0	0	1	1	50	33
120599	Culinary Arts [BS]	8					4	1									3	0
220302	Legal Studies [BA]	1															1	0
	Legal Studies [BS]	6					1	0			1	0					3	1
240199	Professional Studies [BPS]	11					4	1									3	3
520201	Bus Adm - Sports Mgt [BBA]	4					1	0	0	1							0	2
	Bus Admin - Cul Art - Main [BAS]	6					5	0									1	0
	Bus Admin - Legal Admin [BAS]	3															3	0
	Bus Admin-Health Care Mgt [BAS]	3					2	0									0	1

**Degrees Awarded by CIP, Major/Concentration, Race/Ethnicity, and Gender | Table 3.9
Academic Year 2023-2024**

CIP	Major Description/Degree	Total	American Indian or Alaskan Native		Asian		Black/ African American		Hispanic		Multiple Race		Native Hawaiian or Pacific Islander		Non-Resident Alien		White		
			F	M	F	M	F	M	F	M	F	M	F	M	F	M	F	M	
520201 (cont.)	Bus Admin-Health Care Mgt [BBA]	13					5	0									7	1	
	Bus Admin-Nonprofit Mgt [BBA]	0																	
	Business Admin-Accounting [BBA]	11					1	1							0	1	4	4	
	Business Admin - General Bus [BAS]	11			0	1	4	0									3	3	
	Business Admin - General Bus [BBA]	18					2	2									8	6	
	Business Admin - Human Res Mgt [BAS]	3					2	0									1	0	
	Business Admin - Human Res Mgt [BBA]	3															3	0	
	Business Admin - Management [BAS]	1															1	0	
	Business Admin - Management [BBA]	9	0	1			3	0							1	0	1	3	
	Business Admin - Marketing [BAS]	0																	
	Business Admin - Marketing [BBA]	4					1	1									1	1	
	Business Admin - MIS [BAS]	4					2	1									0	1	
	Business Admin - MIS [BBA]	3					0	2									0	1	
	Business Administration [MBA]	16					3	0									7	6	
Bill & Jo-Ann Vandergriff College of Nursing & Health Sciences Total		505	5	0	5	0	182	18	4	0	0	0	0	0	0	3	0	256	32
310501	Kinesiology-Exer Sci-Phys Ther [BS]	10					3	1									4	2	
	Kinesiology-Exercise Science [BS]	11					2	1									6	2	
510203	Speech/Language Pathology [BS]	30					2	0									26	2	
	Speech-Language Pathology [MS]	26					1	0									25	0	

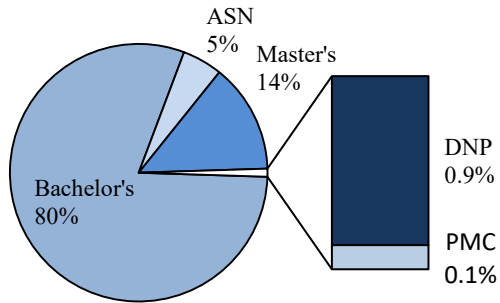
**Degrees Awarded by CIP, Major/Concentration, Race/Ethnicity, and Gender | Table 3.9
Academic Year 2023-2024**

CIP	Major Description/Degree	Total	American Indian or Alaskan Native		Asian		Black/ African American		Hispanic		Multiple Race		Native Hawaiian or Pacific Islander		Non-Resident Alien		White	
			F	M	F	M	F	M	F	M	F	M	F	M	F	M	F	M
512201	Public Health [MPH]	6			1	0	1	1							1	0	0	2
512207	Public Health Education [BAS]	6					3	0	1	0							2	0
	Public Health Education [BS]	37					26	4									7	0
513801	Associate of Science Nursing [ASN]	40					16	4	1	0					1	0	17	1
	Bachelor of Science Nursing [BSN]	82	1	0	1	0	10	1	1	0					1	0	57	10
	Nursing - BSN - Tupelo [BSN]	230	3	0	3	0	111	6	1	0							94	12
513805	Post-Graduate Adv Pr Reg Nurse [PMC]	1					1	0										
513818	Nursing Practice [DNP]	7					2	0									5	0
513899	Family Nurse Practitioner [MSN]	19	1	0			4	0									13	1
School of Education Total		43	0	0	0	0	9	2	1	0	0	0	0	0	0	0	29	2
130101	Education [MED]	6					1	1									4	0
131202	Elementary Education [BS]	23					4	0									19	0
131205	Secondary Teacher Ed (Alt Rte) [MAT]	12					3	1	1	0							5	2
190706	Early Childhood Development [BS]	1															1	0
240102	University Studies [BUS]	1					1	0										
Grand Total		794	7	1	5	1	258	32	5	1	1	0	0	0	6	1	383	93

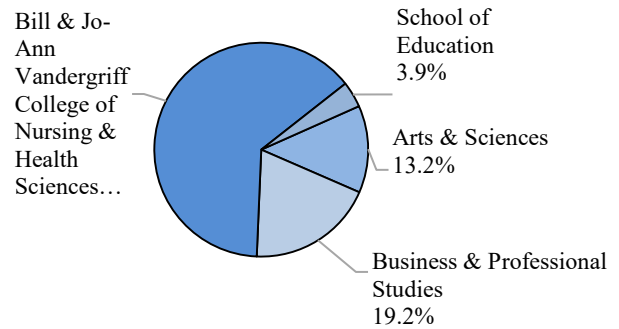
Source: IHL Degree Files and Internal Degree Files

Summary of Degrees Awarded | Table 3.10
Academic Year 2023 - 2024

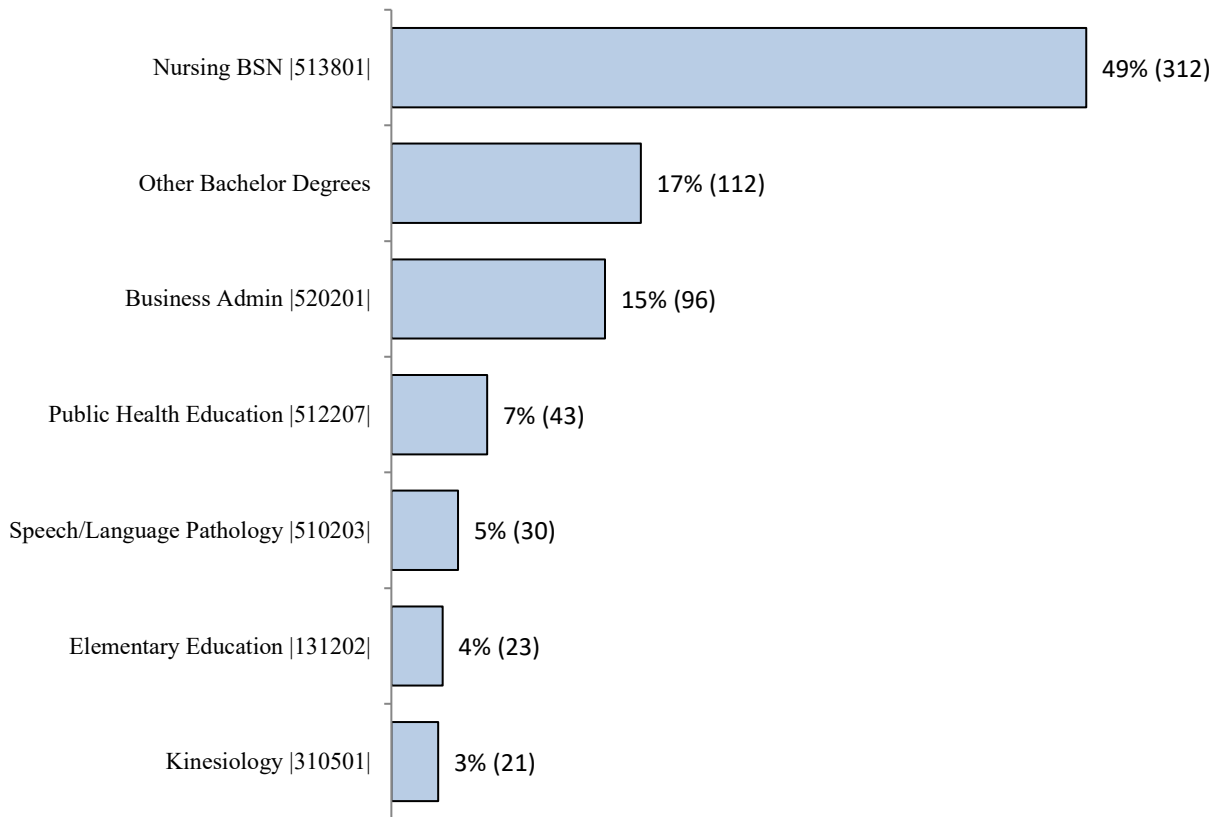
Degrees Awarded by Level



Bachelor's Degrees Awarded by College



Most Popular Bachelor's Degrees by CIP Code and IHL Program Title



Source: IHL Degree Files

Other Bachelor's Degrees include all Bachelor's programs with 15 or less degrees awarded.

History of Degrees Awarded by Program and CIP | Table 3.11
Academic Years 2020 - 2024

College / Program	CIP	2020	2021	2022	2023	2024	5 Yr # Ch	5 Yr % Ch
College of Arts & Sciences Total		134	105	105	104	108	-26	-19%
Art Education	131302	2	0	0	0	0	-2	-100%
Biology	260101	19	22	25	10	18	-1	-5%
Chemistry	400501	5	0	0	2	1	-4	-80%
Communication	090101	7	6	8	4	6	-1	-14%
Creative Writing - Master's	231302	8	10	13	13	9	1	13%
English	230101	20	8	6	10	9	-11	-55%
Family Science	190101	6	10	7	7	4	-2	-33%
Fine Arts	500101	7	4	3	6	12	5	71%
History	540101	5	12	7	6	4	-1	-20%
Interdisciplinary Studies	309999	2	1	1	1	1	-1	-50%
Mathematics	270101	0	2	2	3	3	3	100%
Music	500901	6	7	5	5	4	-2	-33%
Physical Sciences	400101	0	0	0	0	0	0	0%
Physical Theatre - Master's	500506	2	3	0	0	0	-2	-100%
Political Science	451001	0	2	7	5	6	6	100%
Psychology	420101	36	13	11	15	13	-23	-64%
Spanish	160905	2	3	1	1	1	-1	-50%
Theatre	500101	1	0	1	1	2	1	100%
Theatre Education - Master's	500506	0	0	7	13	12	12	100%
Women's Leadership - Master's	050207	5	2	1	2	3	-2	-40%
Women's, Gender & Sexuality Studies	050207	1	0	0	0	0	-1	-100%
College of Business & Professional Studies Total		173	165	162	179	138	-35	-20%
Accounting	520301	9	1	0	0	0	-9	-100%
Business Administration	520201	112	109	111	129	96	-16	-14%
Business Administration - Master's	520201	6	10	19	18	16	10	167%
Culinary Arts	120599	15	15	12	9	8	-7	-47%
General Studies	240101	2	1	0	0	0	-2	-100%
Legal Studies	220302	16	14	5	9	7	-9	-56%
Professional Studies	240199	13	15	15	14	11	-2	-15%

History of Degrees Awarded by Program and CIP | Table 3.11
Academic Years 2020 - 2024

College / Program	CIP	2020	2021	2022	2023	2024	5 Yr # Ch	5 Yr % Ch
Bill & Jo-Ann Vandergriff College of Nursing & Health Sciences Total		573	658	594	539	505	-68	-12%
Doctor of Nursing Practice	513818	7	2	12	6	7	0	0%
Family Nurse Clinician - Master's	513899	27	33	26	19	19	-8	-30%
Kinesiology	310501	26	25	36	25	21	-5	-19%
Nursing - ASN	513801	47	49	35	37	40	-7	-15%
Nursing - BSN	513801	371	441	379	357	312	-59	-16%
Post-Graduate Adv Pr Reg Nurse	513805	0	0	0	0	1	1	100%
Public Health - Master's	512201	18	12	25	8	6	-12	-67%
Public Health Education	512207	38	55	28	27	43	5	13%
Speech-Language Pathology	510203	24	23	32	34	30	6	25%
Speech-Language Pathology - Master's	510203	15	18	21	26	26	11	73%
School of Education Total		37	63	66	48	43	6	16%
Early Childhood Development	190706	2	3	7	2	1	-1	-50%
Education - Master's	130101	5	10	6	5	6	1	20%
Elementary Education	131202	27	42	33	22	23	-4	-15%
Secondary Teacher Education - Master's	131205	2	6	16	18	12	10	500%
University Studies	240102	1	2	4	1	1	0	0%
Grand Total		917	991	927	870	794	-123	-13%

Source: IHL Degree Files

History of Degrees Awarded by Program, CIP, and Gender | Table 3.12
Academic Years 2020 - 2024

College / Program	CIP	2020		2021		2022		2023		2024		Total
		F	M	F	M	F	M	F	M	F	M	
College of Arts & Sciences Total		112	22	81	24	90	15	80	24	79	29	556
Art Education	131302	2	0	-	-	-	-	-	-	-	-	2
Biology	260101	15	4	15	7	22	3	6	4	12	6	94
Chemistry	400501	1	4	0	0	0	0	1	1	1	0	8
Communication	090101	7	0	5	1	6	2	3	1	2	4	31
Creative Writing - Master's	231302	6	2	7	3	12	1	12	1	7	2	53
English	230101	18	2	7	1	6	0	9	1	7	2	53
Family Science	190101	6	0	9	1	6	1	7	0	4	0	34
Fine Arts	500101	5	2	4	0	2	1	2	4	9	3	32
History	540101	2	3	4	8	7	0	3	3	1	3	34
Interdisciplinary Studies	309999	2	0	1	0	1	0	1	0	1	0	6
Mathematics	270101	0	0	2	0	2	0	3	0	2	1	10
Music	500901	5	1	6	1	4	1	3	2	3	1	27
Physical Sciences	400101	0	0	0	0	0	0	0	0	0	0	0
Physical Theatre - Master's	500506	2	0	3	0	-	-	-	-	-	-	5
Political Science	451001	0	0	1	1	3	4	3	2	4	2	20
Psychology	420101	33	3	12	1	9	2	15	0	11	2	88
Spanish	160905	1	1	3	0	1	0	1	0	1	0	8
Theatre	500101	1	0	0	0	1	0	0	1	2	0	5
Theatre Education - Master's	500506	-	-	-	-	7	0	9	4	9	3	32
Women's Leadership - Master's	050207	5	0	2	0	1	0	2	0	3	0	13
Women's, Gender & Sexuality Studies	050207	1	0	0	0	0	0	0	0	0	0	1
College of Business & Professional Studies Total		134	39	115	50	113	49	130	49	92	46	817
Accounting	520301	8	1	0	1	-	-	-	-	-	-	10
Business Administration	520201	86	26	73	36	73	38	93	36	62	34	557
Business Administration - Master's	520201	5	1	7	3	14	5	11	7	10	6	69
Culinary Arts	120599	10	5	13	2	9	3	6	3	7	1	59
General Studies	240101	2	0	1	0	-	-	-	-	-	-	3
Legal Studies	220302	13	3	13	1	4	1	7	2	6	1	51
Professional Studies	240199	10	3	8	7	13	2	13	1	7	4	68
Public Safety Administration	440401	-	-	-	-	-	-	-	-	-	-	0

History of Degrees Awarded by Program, CIP, and Gender | Table 3.12
Academic Years 2020 - 2024

College / Program	CIP	2020		2021		2022		2023		2024		Total
		F	M	F	M	F	M	F	M	F	M	
Bill & Jo-Ann Vandergriff College of Nursing & Health Sciences Total		513	60	597	61	532	62	491	48	455	50	2,869
Doctor of Nursing Practice	513818	7	0	2	0	12	0	6	0	7	0	34
Family Nurse Clinician - Master's	513899	24	3	32	1	25	1	16	3	18	1	124
Kinesiology	310501	20	6	20	5	27	9	16	9	15	6	133
Nursing - ASN	513801	43	4	45	4	33	2	33	4	35	5	208
Nursing - BSN	513801	336	35	401	40	340	39	326	31	283	29	1,860
Post-Graduate Adv Pr Reg Nurse	513805	0	0	0	0	0	0	0	0	1	0	1
Public Health - Master's	512201	13	5	9	3	20	5	8	0	3	3	69
Public Health Education	512207	32	6	47	8	24	4	26	1	39	4	191
Speech Pathology	510203	23	1	23	0	32	0	34	0	28	2	143
Speech-Language Pathology - Master's	510203	15	0	18	0	19	2	26	0	26	0	106
School of Education Total		36	1	58	5	57	9	43	5	39	4	257
Early Childhood Development	190706	2	0	3	0	7	0	2	0	1	0	15
Education - Master's	130101	5	0	9	1	6	0	5	0	5	1	32
Elementary Education	131202	27	0	40	2	30	3	22	0	23	0	147
Secondary Teacher Education - Master's	131205	2	0	4	2	11	5	13	5	9	3	54
University Studies	240102	0	1	2	0	3	1	1	0	1	0	9
Grand Total		795	122	851	140	792	135	744	126	665	129	4,499

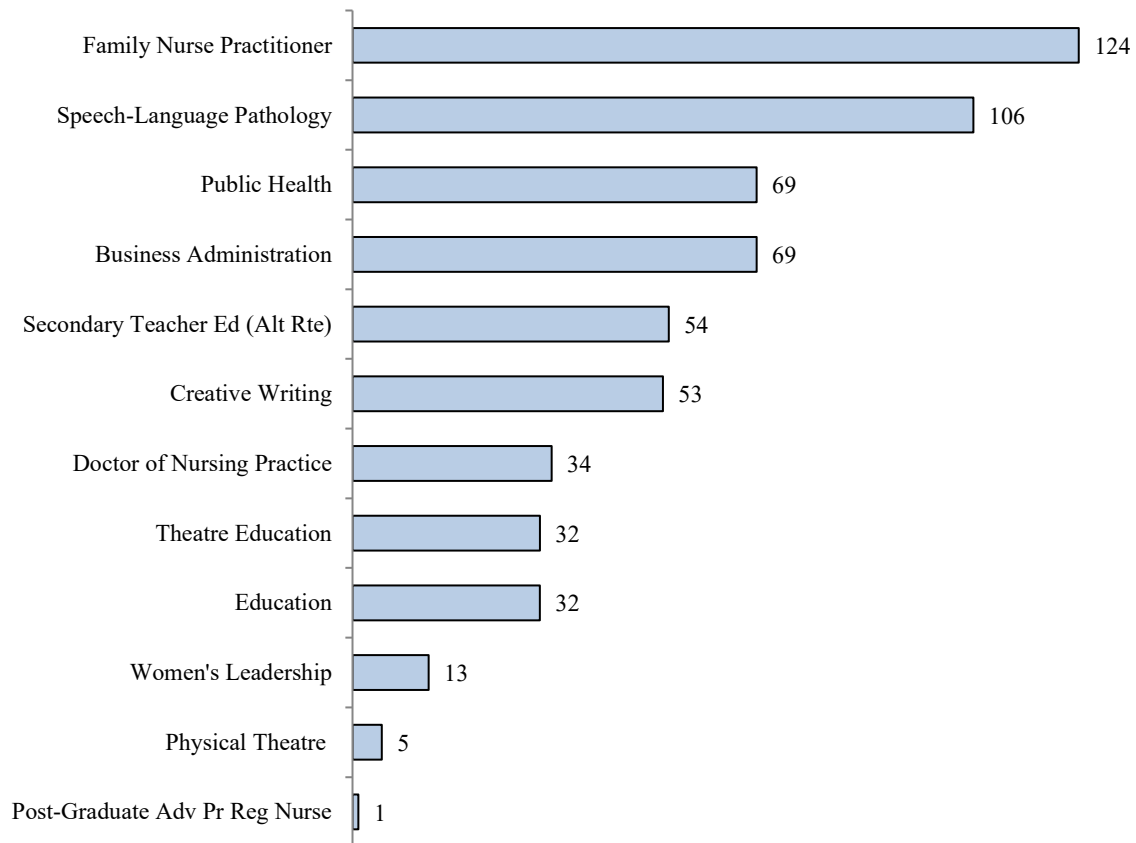
Source: IHL Degree Files

Top Bachelor's & Graduate Degrees Awarded in the last 5 Years | Table 3.13
Academic Years 2020 - 2024

Top 10 Bachelor's Degrees Awarded in the Last 5 Years

1	Nursing - BSN	1860	50%	6	Kinesiology	133	4%
2	Business Administration	557	15%	7	Biology	94	3%
3	Public Health Education	191	5%	8	Psychology	88	2%
4	Elementary Education	147	4%	9	Professional Studies	68	2%
5	Speech-Language Pathology	143	4%	10	Culinary Arts	59	2%

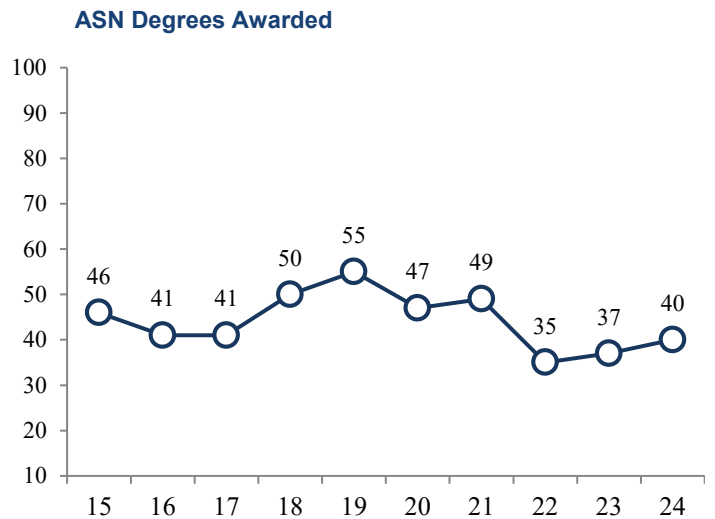
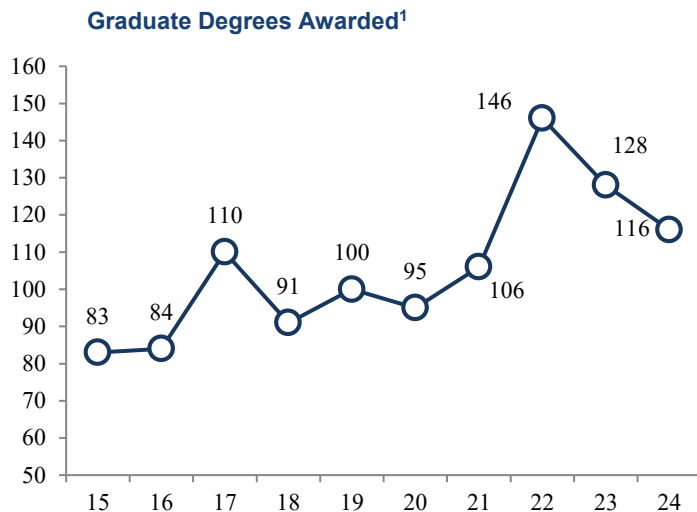
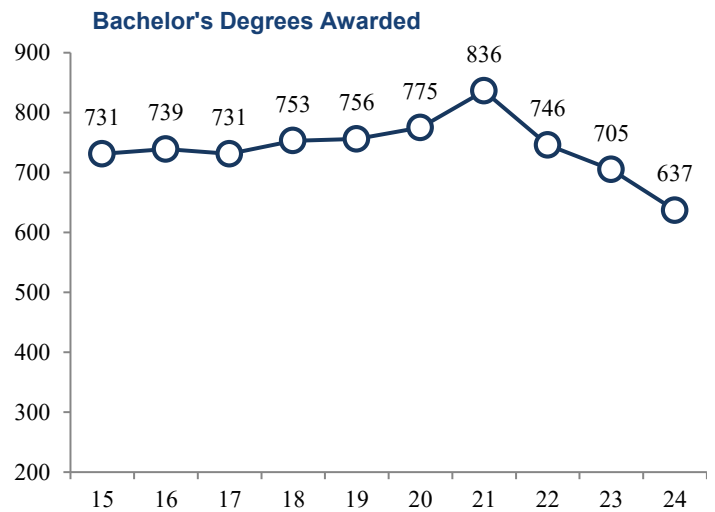
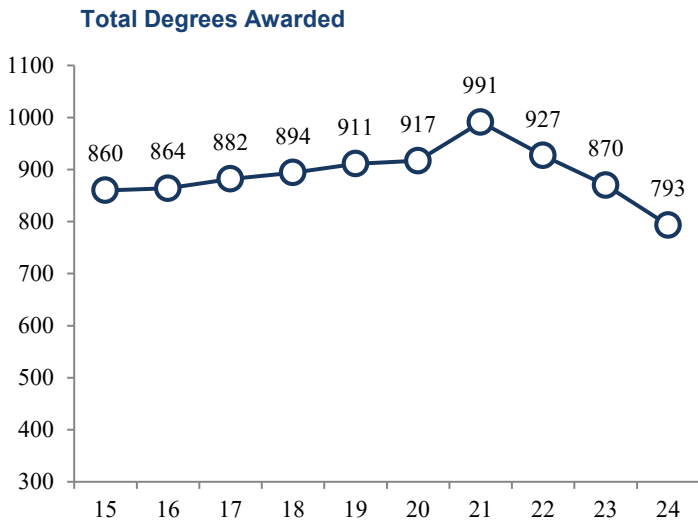
Graduate Degrees Awarded in the Last 5 Years



Source: IHL Degree Files

History of Degrees Awarded by Academic Level | Table 3.14
Academic Years 2015 - 2024

Degree	Degrees Awarded					Total	5 Yr # Ch	5 Yr % Ch
	2020	2021	2022	2023	2024			
ASN	47	49	35	37	40	208	-7	-15%
Bachelor's	775	836	746	705	637	3,699	-138	-18%
Master's	88	104	134	122	109	557	21	24%
DNP	7	2	12	6	7	34	0	0%
Total	917	991	927	870	793	4,498	-124	-14%



Source: IHL Degree Files

¹ Includes DNP Degrees

² PMC's are not included in Table 3.14. In AY 2024, one PMC was awarded.

Degrees Awarded by College, Department, CIP & Major/Concentration | Table 3.15
Academic Years 2020 - 2024

College/ Department	CIP	Major/Concentration	Degree	2020	2021	2022	2023	2024	Grand Total
College of Arts & Sciences Total				134	105	105	104	108	556
Art & Design	131302	Art Education	BFA	2	0	0	0	0	2
	500101	Fine Arts - Studio Art	BFA	3	2	0	6	4	15
		Fine Arts - Studio - Graphic	BFA	4	2	3	0	8	17
	Department Total				9	4	3	6	12
Communication	090101	Communication	BA	2	2	5	1	3	13
			BS	5	4	3	3	3	18
	Department Total				7	6	8	4	6
History, Political Science, & Geography	309999	Interdisciplinary Studies	BA	2	1	0	0	0	3
			BS	0	0	1	1	1	3
	451001	Political Science	BS	0	0	1	0	2	3
		Political Science - Nonprofit Advocacy	BS	0	0	0	1	0	1
	540101	Political Science - Social Studies	BS	0	2	6	4	4	16
		History	BA	5	12	5	1	3	26
		History - Public History	BA	0	0	1	4	1	6
		History - Teacher Certification	BA	0	0	1	1	0	2
Department Total				7	15	15	12	11	60
Languages, Literature, & Philosophy	050207	Women's Leadership	MA	5	2	1	2	3	13
		Women's, Gender & Sexuality Studies	BA	1	0	0	0	0	1
	160905	Spanish	BA	2	3	1	1	1	8
	230101	English	BA	13	4	2	4	0	23
		English - Creative Writing	BA	5	3	2	4	4	18
		English - Literature	BA	0	0	0	2	3	5
		English - Teacher Certification	BA	2	1	2	0	2	7
	231302	Creative Writing	MFA	8	10	13	13	9	53
Department Total				36	23	21	26	22	128
Music	500901	Music	BA	1	2	0	0	0	3
		Music-Composition	BA	0	0	0	0	1	1
		Music - Music Education	BM	0	1	1	3	1	6
		Music - Music Therapy	BM	5	4	3	2	0	14
		Music - Performance	BA	0	0	1	0	2	3
Department Total				6	7	5	5	4	27
Psychology & Family Science	190101	Family Science	BS	6	10	7	7	4	34
	420101	Psychology	BA	36	13	8	5	2	64
			BS	0	0	3	10	11	24
	Department Total				42	23	18	22	17
Sciences & Mathematics	260101	Biology	BS	18	20	25	10	18	91
		Biology - Teacher Certification	BS	1	2	0	0	0	3
	270101	Mathematics	BS	0	1	2	2	2	7
		Mathematics - Teacher Certification	BS	0	1	0	1	1	3
	400101	Physical Science - Teacher Certification	BS	0	0	0	0	0	0
	400501	Chemistry	BS	5	0	0	2	1	8
	Department Total				24	24	27	15	22
Theatre	500101	Theatre	BA	0	0	0	1	1	2
		Theatre - Theatre Education	BA	1	0	1	0	1	3
	500506	Physical Theatre	MFA	2	3	0	0	0	5
		Theatre Education	MFA	0	0	7	13	12	32
	Department Total				3	3	8	14	14

Degrees Awarded by College, Department, CIP & Major/Concentration | Table 3.15
Academic Years 2020 - 2024

College/ Department	CIP	Major/Concentration	Degree	2020	2021	2022	2023	2024	Grand Total	
College of Business & Professional Studies Total				173	165	162	179	138	817	
Business	240101	General Studies	BS	2	1	0	0	0	3	
	240199	Professional Studies	BPS	13	15	15	14	11	68	
		Business Admin - Culin Art - Gulf	BAS	1	0	0	0	0	1	
		Business Admin - Culin Art - Hinds	BAS	1	0	0	0	0	1	
		Business Admin - Culin Art - Main	BAS	2	2	4	6	6	20	
		Business Admin - General Business	BAS	11	5	6	7	11	40	
		Business Admin - Health Care Mgt	BAS	12	7	5	5	3	32	
		Business Admin - Human Res Mgt	BAS	5	4	7	9	3	28	
		Business Admin - Legal Admin	BAS	1	3	1	3	3	11	
		Business Admin - Management	BAS	1	0	4	4	1	10	
		Business Admin - Marketing	BAS	0	3	2	2	0	7	
		Business Admin - MIS	BAS	3	8	7	5	4	27	
		Business Admin - Accounting	BBA	5	12	9	16	11	53	
		Business Admin - General Business	BBA	14	16	20	26	18	94	
	520201		Business Admin - Health Care Mgt	BBA	14	20	14	13	13	74
			Business Admin - Human Res Mgt	BBA	5	7	10	11	3	36
			Business Admin - Management	BBA	5	10	9	7	9	40
			Business Admin - Marketing	BBA	5	5	4	5	4	23
			Business Admin - MIS	BBA	4	3	5	5	3	20
			Business Admin - Nonprofit Mgt	BBA	0	0	1	0	0	1
			Business Admin - Sports Mgt	BBA	0	0	1	5	4	10
			Business Admin - General Business	BS	4	0	1	0	0	5
			Business Admin - Health Care Mgt	BS	8	2	1	0	0	11
			Business Admin - Human Res Mgt	BS	2	0	0	0	0	2
			Business Admin - Management	BS	1	1	0	0	0	2
			Business Admin - Marketing	BS	4	1	0	0	0	5
			Business Admin - MIS	BS	4	0	0	0	0	4
	520201		Business Administration	MBA	6	10	19	18	16	69
	520301		Accounting	BS	9	1	0	0	0	10
	Department Total				142	136	145	161	123	707
Culinary Arts	120599	Culinary Arts	BS	15	15	12	9	8	59	
	Department Total				15	15	12	9	8	59
Legal Studies	220302	Legal Studies	BA	5	2	1	1	1	10	
			BS	11	12	4	8	6	41	
	Department Total				16	14	5	9	7	51

Degrees Awarded by College, Department, CIP & Major/Concentration | Table 3.15
Academic Years 2020 - 2024

College/ Department	CIP	Major/Concentration	Degree	2020	2021	2022	2023	2024	Grand Total
Bill & Jo-Ann Vandergriff College of Nursing & Health Sciences Total				573	658	594	539	505	2869
Associate Nursing	513801	Associate of Science Nursing	ASN	47	49	35	37	40	208
		Department Total		47	49	35	37	40	208
Baccalaureate Nursing	513801	Bachelor of Science Nursing	BSN	60	64	50	66	82	322
		Nursing - BSN - Tupelo	BSN	311	377	329	291	230	1538
		Department Total		371	441	379	357	312	1860
Graduate Nursing	513805	Post-Graduate Adv Pr Reg Nurse	PMC	0	0	0	0	1	1
	513818	Doctor of Nursing Practice	DNP	7	2	12	6	7	34
	513899	Family Nurse Practitioner	MSN	27	33	26	19	19	124
		Department Total		34	35	38	25	27	159
Health & Kinesiology	310501	Kinesiology - Exer Sci - Phys Ther	BS	8	11	13	5	10	47
		Kinesiology - Exercise Science	BS	18	14	23	20	11	86
	512201	Public Health	MPH	18	12	25	8	6	69
	512207	Public Health Education	BAS	2	4	3	1	6	16
			BS	36	51	25	26	37	175
		Department Total		82	92	89	60	70	393
Speech-Language Pathology	510203	Speech-Language Pathology	BS	24	23	32	34	30	143
		Speech-Language Pathology	MS	15	18	21	26	26	106
		Department Total		39	41	53	60	56	249
School of Education Total				37	63	66	48	43	257
Education	190706	Early Childhood Development	BS	2	3	7	2	1	15
	130101	Education	MED	5	10	6	5	6	32
	131202	Elementary Education	BS	27	42	33	22	23	147
	131205	Secondary Teacher Ed (Alt Rte)	MAT	2	6	16	18	12	54
	240102	University Studies	BUS	1	2	4	1	1	9
		Department Total		37	63	66	48	43	257
Total Degrees Awarded				917	991	927	870	794	4499

Source: IHL Degree Files and Internal Degree Files

History of Degrees Awarded by Second Major | Table 3.16
Academic Years 2020 - 2024

College / Second Major	2020	2021	2022	2023	2024	Total
College of Arts & Sciences Total	1	2	1	2	0	6
Chemistry	0	0	0	1	0	1
History	0	1	0	1	0	2
Political Science	1	1	0	0	0	2
Spanish	0	0	1	0	0	1
College of Business & Professional Studies Total	1	0	0	1	1	3
Business Admin - Marketing	1	0	0	0	1	2
Business Admin - Nonprofit Mgt	0	0	0	1	0	1
Bill & Jo-Ann Vandergriff College of Nursing & Health Sciences Total	0	0	0	0	1	1
Kinesiology-Exercise Science	0	0	0	0	1	1
School of Education Total	0	1	0	0	0	1
Elementary Education	0	1	0	0	0	1
Grand Total	2	3	1	3	2	11

Source: Internal Degree Files

As of AY 2017, second majors are reported to IPEDS. They are currently not reported to IHL.

Appendix A: Endnotes

All data prior to Fall 2020 have been updated to reflect the Fall 2020 college, department, and program structure. Beginning Fall 2020, the School of Education which contains the Education Department was established. Since the Education Department was moved from the College of Arts, Sciences, & Education in Fall 2020, this college was renamed the College of Arts & Sciences. The Psychology & Family Studies Department was renamed the Psychology & Family Science Department in Fall 2020 to reflect the restructuring of the major from Family Studies to Family Science with a change in CIP Code from 190704 to 190101.

Between Fall 2017 and Summer 2020, the College of Arts & Sciences was coded as the College of Arts, Sciences, & Education. Prior to Fall 2017, the college was referred to as the College of Arts & Sciences.

Prior to Fall 2017, the College of Nursing & Health Sciences was coded as the College of Nursing & Speech Language Pathology. The College of Education & Human Sciences was dissolved during the Fall 2017 college restructure. It housed three departments: Education, Psychology & Family Studies and Health & Kinesiology. The departments of Education and Psychology & Family Studies were moved to the College of Arts, Sciences & Education. The Health & Kinesiology Department was moved to the College of Nursing & Health Sciences.

Changes within the College of Arts, Sciences & Education

Department of Art & Design

- The Art Education [BFA] and Fine Art [BA] programs are being phased out.
- Prior to Fall 2016, 'Fine Arts - Studio Art' was coded as 'Studio Art' and 'Fine Arts - Studio - Graphic' was coded as 'Graphic Design'.
- Prior to Fall 2016, all pre-Fine Arts majors [BFA] were included with the Fine Arts [BA] majors.
- Fall 2017 forward, all pre-majors will be coded in a degree program. All pre-art majors will be coded in Fine Arts - Studio Art [BFA] and Fine Arts - Studio - Graphic [BFA].

Department of Education

- The University Studies (IHL mandated C2C Degree) program was originally housed in the Business Department of the College of Business & Professional Studies. This program was moved to the Education Department in Fall 2020.
- Between Fall 2017 and Summer 2019, pre-Elementary Education majors were coded in the Interdisciplinary Studies (BS) program within the Department of History, Political Science, & Geography. Beginning Fall 2019, these students are now coded within the Early Childhood Development program within the Education Department.
- In Fall 2018, the Educational Leadership [MED], Gifted Studies [MED] and Reading/Literacy [MED] programs were consolidated into Education [MED].
- Prior to Fall 2016, Secondary Teacher Ed (Alt Rte) was coded as Education [MAT].

Department of History, Political Science & Geography

- Social Sciences [BA, BS] is being phased out.
- Between Fall 2017 and Summer 2019, the pre-Elementary Education majors were coded within the Interdisciplinary Studies [BS] program.
- Political Science [BA] is being phased out.

Department of Languages, Literature, & Philosophy

- In September 2022, The Women's Studies [WO STU, BA] major was renamed to Women's, Gender and Sexuality Studies [WO STUD, BA], and the Women's Studies [WS] minor was renamed to Women's, Gender and Sexuality Studies [WGS].

Department of Sciences & Mathematics

- No current changes.

Department of Theatre

- Physical Theatre [MFA] is being phased out.

Changes within the College of Business & Professional Studies

Department of Business

- The University Studies (IHL mandated C2C Degree) program was originally housed in the Business Department of the College of Business & Professional Studies. This program was moved to the Education Department in Fall 2020.
- Fall 2018 forward, the Business Administration program will transition from a BS degree to a BBA degree.
- The Accounting [BS] major has been discontinued and restructured to a concentration within Business Administration [BBA].
- General Studies [BS] is being phased out. General Studies [BA] was restructured/renamed to Professional Studies [BPS]. Prior to Fall 2017, General Studies was housed in the Department of Health & Kinesiology. Fall 2017 forward, the program will be housed in the Department of Business.
- Fall 2016 forward, the Business Administration programs/concentrations will contain both the BAS and BS degree programs.
- Public-Safety Administration [BA, BS] is being phased out.

Department of Culinary Arts

- In September 2022, the Pastry Arts [CPST] minor and the Culinary Managements [CMGT] minor were created under the Culinary Arts Department.
- In September 2022, the Nutrition and Health [NHLT] and Nutrition/Wellness [NWEL] minors were phased out and replaced by the newly created Nutrition [NUTR] minor.

Changes within the College of Nursing & Health Sciences

College of Nursing & Health Sciences will be called the Bill & Jo-Ann Vandergriff College of Nursing & Health Sciences as of Fall 2023.

Department of Associate Nursing

- Fall 2017 forward, all pre-majors will be coded in a degree program. Pre-Nursing ASN majors will be coded in Public Health Education [BS].

Department of Baccalaureate Nursing

- Fall 2017 forward, all pre-majors will be coded in a degree program. Pre-Nursing BSN majors will be coded in Public Health Education [BS].
- The Pre-Nursing BSN – Tupelo major was phased out in Fall 2017.

Department of Graduate Nursing

- The Post Masters Certificate Nursing [PMC] has been discontinued and restructured/renamed to Post Graduate Adv Pr Reg Nurse [PMC].

Department of Health & Kinesiology

- The General Studies program was moved to the Department of Business in Fall 2017.
- The Health Education [MS] program has been discontinued and restructured/renamed to Public Health [MPH].
- Prior to Fall 2017, 'Kinesiology - Exer Sci - Phys Ther' was coded as 'Exercise Sci-Physical Therapy'.

Changes within the Library College

Department of Library

- The Digital Studies [DGST] minor was created in Spring 2020 under the Library Department.

